

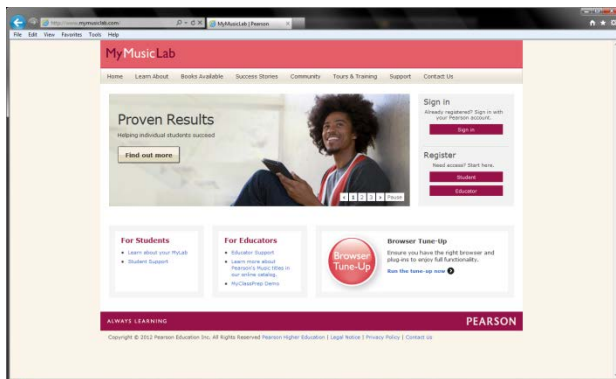
MyMusicLab

Accessing and Using the MyMusicLab Website

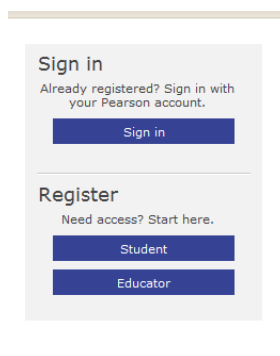
An access code to **MyMusicLab** accompanies the textbook. **MyMusicLab** is a website that features the music noted in the *Jazz Styles: History and Analysis* textbook, and the required music for MHL145.

Getting Started

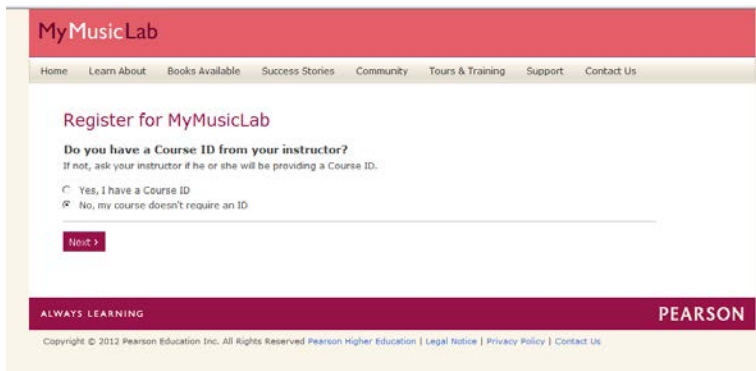
1. Log into the [MyMusicLab](#) website.



2. Select "**Student**" under the **Register** section.

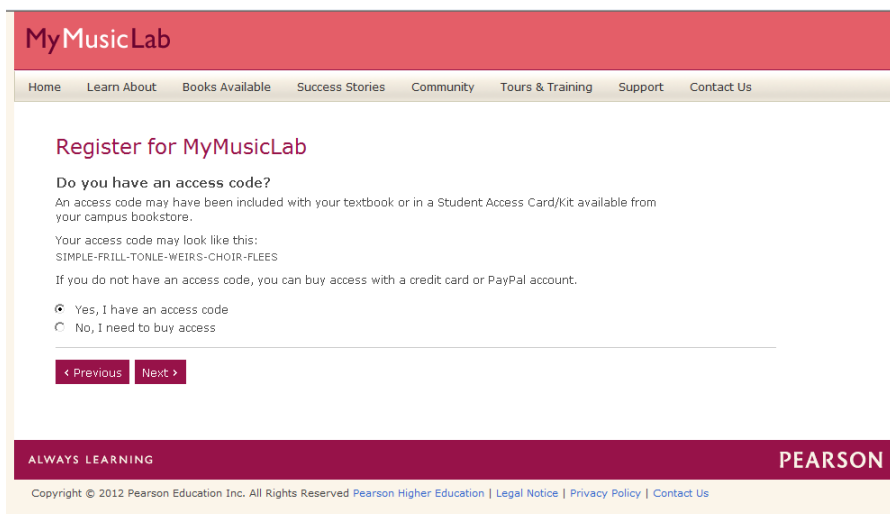


3. Select "**No, my course doesn't require an ID.**"

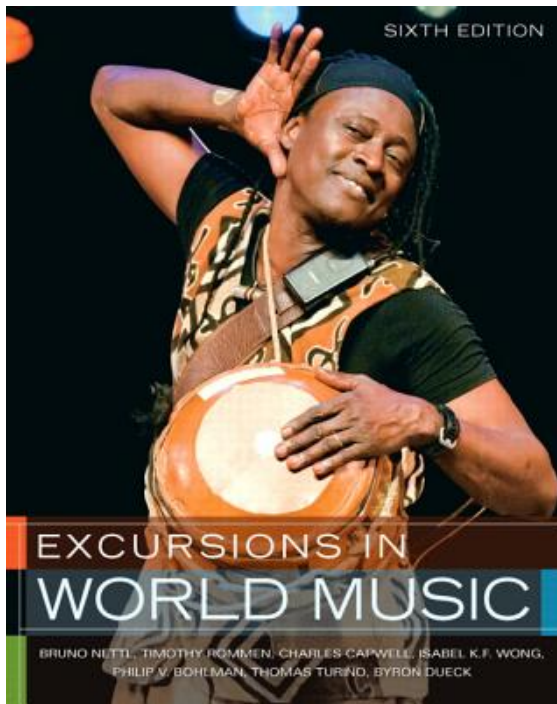


4. Select "MyMusicLab" as the platform.

5. If you purchased the textbook bundle, select "Yes, I have an access code."



6. Then, select the following textbook:



Nettl et al
Excursions in World
Music, 6/e

7. Does your access code say it includes an eText? Select "Yes."

NOTE: This step is required in order to access MyMusicLab correctly.

8. **Accept** the License Agreement and Privacy Policy.

PEARSON

License Agreement and Privacy Policy Info

By registering to use a Pearson Education online learning system, I certify that I have read and agree to the [Pearson License Agreement](#) and the [Pearson Privacy Policy](#).

I understand that my personal information may be stored in and/or accessed from jurisdictions outside of my resident country. I consent to this storage and/or access.

The personal information that I use with a Pearson Education online learning system can include my name and contact information, my answers to questions that are part of the course, my marks on tests or other course requirements, and any comments about me made by my instructor.

Privacy Policy

Pearson Education Privacy Statement

Pearson Education ("Pearson") recognizes the importance of protecting the privacy of Personally Identifiable Information about you as a user of our online learning applications, websites and educational evaluation tools ("applications"). Follows is an overview of Pearson's Privacy Policy which is wholly contained within the [Pearson End-User License and Privacy Agreement](#) to which end users consent when registering for a Pearson application.

Information considered by Pearson to be Personally Identifiable Information ("PI") is: your full name, address.

License Agreement

Pearson Education End User License Agreement and Privacy Policy

These terms constitute an agreement between You and Pearson Education, Inc. and its direct and indirect affiliates ("Pearson"). Access or use of the website and/or service for which You seek registration constitutes acceptance of this Agreement. If You do not agree to abide by the terms and conditions of this Agreement, please do not register for or otherwise access or use this Website.

Pearson may change any of the terms in this Agreement at any time. Changes will become effective upon

9a. **First**, if you have a Pearson Education account from another course, select “**Yes**” and enter your **login information**.


Do you have a Pearson Education account?

Yes 

No

Not Sure

*Login Name
your.loginname 

*Password
●●●●●●●● 
[Forgot your Login Name or Password?](#)

Select **Yes**


Enter your existing **Login Name**

Enter your password


Or, if you do not have a Pearson Education account from another course, select “**No**” and create a **new username** and **password**.

Do you have a Pearson Education account?


Yes

No 


Not Sure

*Create a Login Name
your.new.loginname 

It is recommended that you use your email address as your login name. It must be at least four characters. [See acceptable characters.](#)

*Create a Password
●●●●●●●●  Strength: **Invalid**

Create a password. It must be at least 8 characters with at least one letter and one number. [See acceptable characters.](#)

*Re-type your Password
●●●●●●●● 

Select **No**

Create a unique **Login Name**

Create a valid **password**

Retype your password

9b. Enter your **access code** provided with your textbook bundle.

Access Code ?

Enter your access code.

* Access Code

TYPE - YOUR - ACCESS - CODE - RIGHT - HERE

Switch to a single box for pasting your access code

Example
SIMPLE-FRILL-TONLE-WEIRS-CHOIR-FLEES

Cancel Next ▶

10. Enter your account information.

Account Information ? * Fields are required [Video Tutorial](#) [Help](#)

MyMusicLab w/ eText for Gridley, Jazz Styles, 11e, STU

Personal Information ?

* First Name * Last Name

* Email Address

Enter a valid email address. [See acceptable characters.](#)
[Don't have an email address?](#)

* Re-type Your Email Address

School Location ?

* School Country

United States

* School Zip or Postal Code

85281

[Need help finding your school's Zip or Postal code?](#)

* School Name

RIO SALADO CC

Select the name of your school from the list. If your school is not listed, select "Other" at the bottom of the list.

Security Question ?

If you contact us, we will ask you this question to confirm your identity.

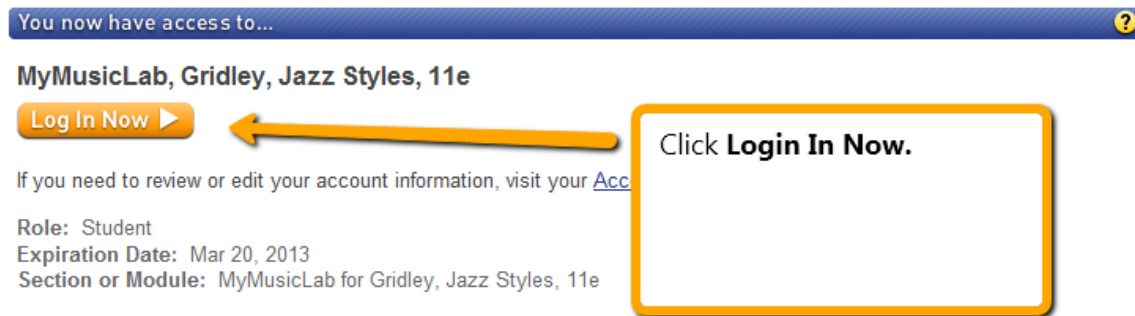
* Security Question

Select the question you want us to ask you

* Your Answer

May we contact you? ?

11. Click **Login In Now** to enter MyMusicLab.



The screenshot shows a blue header bar with the text "You now have access to..." and a question mark icon. Below the header, the text "MyMusicLab, Gridley, Jazz Styles, 11e" is displayed. A prominent orange button labeled "Log In Now" with a right-pointing arrow is shown. A yellow callout box with a black border points to this button with the text "Click **Login In Now**." Below the button, there is a link for account information and user details: "Role: Student", "Expiration Date: Mar 20, 2013", and "Section or Module: MyMusicLab for Gridley, Jazz Styles, 11e".

The **MyMusicLab** website is a key accompaniment to *Jazz Styles*, and is full of resources to help you learn about jazz. The site includes the following features:

- Full etext book version: allows you to annotate key concepts in the textbook
- Active Listening Guides: help you identify key moments in each performance with streaming audio for most listening examples
- Listening quizzes: build your active listening skills
- Online Videos: 18 historic film clips of key jazz performances
- Documentaries: short films on key performers, places, and trends in jazz history
- Flash cards: allow you to self-quiz on key vocabulary
- Biographies: brief biographies of over 200 jazz performers
- Assessment: chapter questions with feedback to help you master the material

OPTIONAL: Do you want to purchase music to download for personal use?

Although it is not required (since all music is available online from the MyMusicLab website), a **downloadable** option is available for most of the listening examples on ***MyMusicLab at an additional cost***. Purchasing this option separately allows you to listen to these selections on a portable music player.